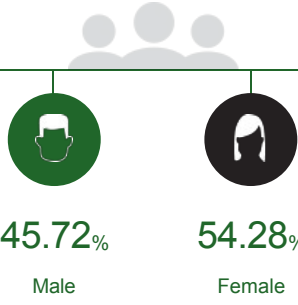


People

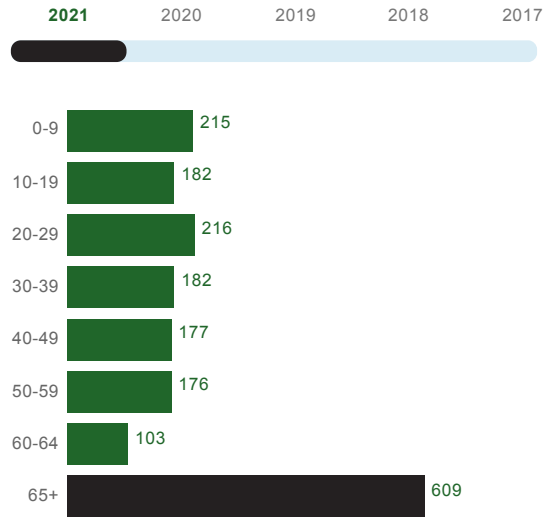
The total population of Quitman is 1,859. The median age is 46.38

1,859

Total Population



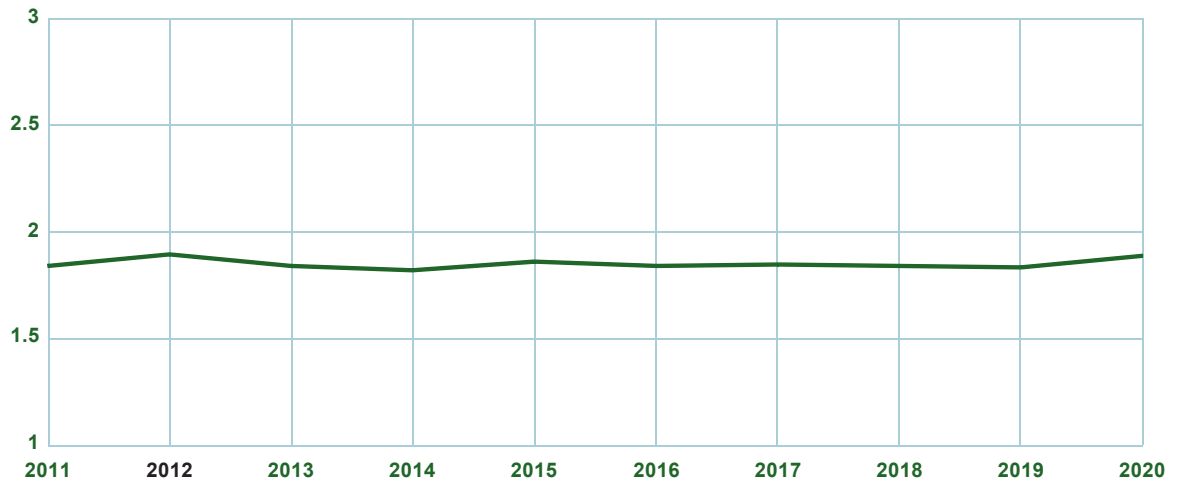
Age Distribution



Median Age

46

Population Growth (in thousands)



Educational Attainment

24.29% of the population in Quitman have an Associate's degree or higher. 82.16% have a high school degree or higher.



< Grade 9
7.21%



Grade 9-12
10.62%



High School
31.35%



Some College
26.52%



Assoc Degree
7.65%



Bach Degree
10.85%



Grad Degree
5.79%



offer Associate's Degree or Certificate



offer Bachelor's Degree or Higher

Labor Force

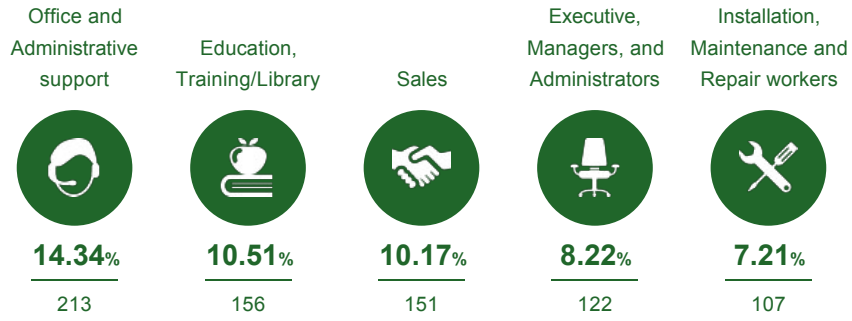
Quitman has a labor force of 737 people.

737

Labor Force

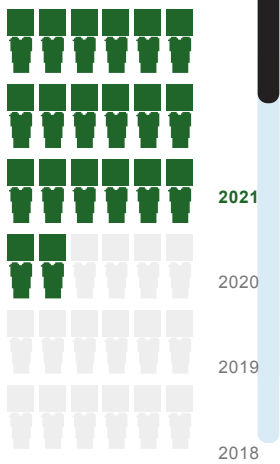
Talent

Where are the top jobs by occupation?



Total Employees

1,485



The work distribution of total employees in Quitman is:



Total Establishments

135



Businesses and Jobs

Quitman has a total of 135 businesses. In 2019, the leading industries in Quitman were .

What are the top industries by jobs?

How many employees do businesses in Quitman have?



1-4 Employees	65.93%
5-9 Employees	19.26%
10-19 Employees	5.93%
20-49 Employees	2.22%
50-99 Employees	4.44%
100+ Employees	2.22%

Income and Spending



Households in Quitman earn a median yearly income of \$49,661. 29.82% of the households earn more than the national average each year. Household expenditures average \$50,912 per year. The majority of earnings get spent on Shelter, Transportation, Food and Beverages, Health Care, and Utilities.



\$49,661

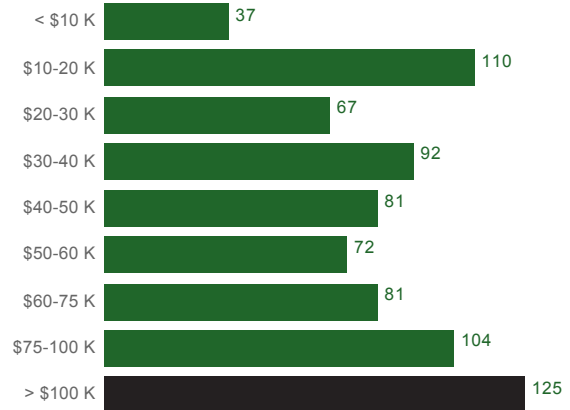
Median Household Income

12% less than the county

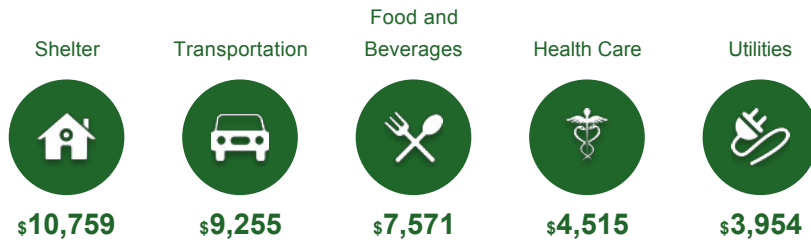
24% less than the state

26% less than the nation

Income Distribution



How do people spend most of their money?
PER HOUSEHOLD



\$50,912

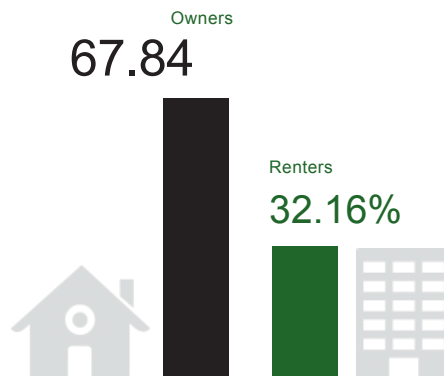
Median Household Expenditure

Housing



There are 111% more households who own their homes than there are renters.

Owners vs. Renters



Transportation



Residents spend an average of 23 minutes commuting to work. Quitman is served by 17 airports within 50 miles. Rail can be accessed within 7 miles. Interstates can be accessed 20 miles away.



23_{min}

Commute Travel Time



0 + 17 (+50 miles)

Airports in Community



20_{miles}

Distance to Interstate



7

Distance to Freight Rail

Taxes



Top State Corporate Income Tax

0%

Top State Corporate Capital Gains Tax

0%

Top State Personal Income Tax

0%

Top State Personal Capital Gains Tax

0%

State Sales Tax

6.25%